



**NOTE:** Save a blank copy of this form to your computer for future use.

**F1 ?**

**Project Name:** \_\_\_\_\_

**Your Company:** \_\_\_\_\_

**Contact Name:** \_\_\_\_\_

**Bill to Address:** \_\_\_\_\_

\_\_\_\_\_

\_\_\_\_\_

**Email:** \_\_\_\_\_

**Phone:** \_\_\_\_\_

**Representative Name:** \_\_\_\_\_

If the Ship to Address is different than the Bill to Address, please enter it below.

**Ship to Address:** \_\_\_\_\_

\_\_\_\_\_

\_\_\_\_\_

**F2 ?**

**Pricing Type:** (Check One)  Commercial Pricing  GSA Pricing

(NOTE: If no selection is made, the MS Silver Standard finish will be quoted)

**F3 ?**

**Frame Finish:** \_\_\_\_\_

If Custom Color,  
Type it Here: \_\_\_\_\_

**F4 ?**








**Attaching to Ceiling, Soffit, or Bulkhead:**  Yes  No  
(If Freestanding, choose "No")

(NOTE: Measure in multiple locations, as the floor and ceiling may not be level)

**Ceiling / Wall Height:** \_\_\_\_\_

**F5 ?**

**Panel Specifications** (Check all that apply) (If multiple, use different colors to match highlighted plan by pressing Ctrl+E to bring up text color options):

						
<b>SOLID</b>	<b>FULL LIGHT</b>	<b>SOLID/GLASS</b>	<b>GLASS/SOLID</b>	<b>GLASS/GLASS</b>	<b>WINDOW</b>	<b>CUSTOM DRAW IN SEGMENT</b>
<input type="checkbox"/>	<input type="checkbox"/>	<input type="checkbox"/>	<input type="checkbox"/>	<input type="checkbox"/>	<input type="checkbox"/>	<input type="checkbox"/>

**NOTE:** (\*) asterisk indicates NxtWall standard

**F6 ?**

**Solid Panels:**

\*Vinyl: \_\_\_\_\_ Laminate: \_\_\_\_\_ Fabric: \_\_\_\_\_

Veneer: \_\_\_\_\_ Whiteboard:  Other: \_\_\_\_\_

**F7 ?**

**Glass Panels:**

\*Single Pane:  Double Pane:  Thickness:  \*1/4"  3/8"

**NOTE:** Frosted or Applied Film by Dealer

**F8 ?**

**Power - Electrical / Data:**

Yes: \_\_\_\_\_ \*No:

**NOTE:** If Yes, please include an Electrical Plan along with Your Quote Submission.

**TIME SAVING TIP:** Fill out all contact information form fields that will remain the same for future RFQ's, then Save it to your Computer. Use it again when placing your next RFQ.

**Door Specifications** (Check all that apply):

F9 ?



STANDARD STOCK

12 WEEK LEADTIME

12 WEEK LEADTIME

12 WEEK LEADTIME

STANDARD

STANDARD

Flush

Half Lite

Quarter Lite

Full Lite

Glass

Aluminum Frame







F10 ?

Door Height: \_\_\_\_\_

F11 ?

Door Type:  Sliding  Swing  No Door

F12 ?

Door Transoms:  N/A  Glass  Solid

F13 ?

Wood Door Type:  Laminate  Veneer

F14 ?

Swing Door Hardware: \_\_\_\_\_

F15 ?

Sliding Door Hardware: \_\_\_\_\_

F16 ?

Swing Door Closers:  Yes  No

F17 ?

Sliding Door Closers:  Soft Open  Soft Close  None

**Special Notes/Instructions:**

(NOTE: NxtWall is not responsible for field dimensions and accuracy of files/drawings submitted.)

F18 ?

**TO SUBMIT THIS FORM:**

Save a copy of the completed form to your computer, and send it as an attachment to [quote-request@nxtwall.com](mailto:quote-request@nxtwall.com)  
Please include any additional drawings and specifications within your email.