

REPORT NUMBER: 100472149MID-001R1
ORIGINAL ISSUE DATE: September 27, 2011
REVISION DATE: August 20, 2012

EVALUATION CENTER
Intertek Testing Services NA Inc.
8431 Murphy Drive
Middleton, WI 53562

RENDERED TO

Nxtwall
5200 S SPRINKLE ROAD
KALAMAZOO, MI 49002

Contact: Jerry Sweet
Phone: 269-488-2752
E-mail: jsweet@nxtwall.com

PRODUCT EVALUATED: Interior Non Load Bearing Partition System
EVALUATION PROPERTY: Transverse Load

Report of Testing in accordance with ASTM E72-05 *Standard Test Methods of Conducting Strength Test of Panels for Building Construction*, Section 12 Transverse Load, Specimen Vertical, Chamber Method.

"This report is for the exclusive use of Intertek's Client and is provided pursuant to the agreement between Intertek and its Client. Intertek's responsibility and liability are limited to the terms and conditions of the agreement. Intertek assumes no liability to any party, other than to the Client in accordance with the agreement, for any loss, expense or damage occasioned by the use of this report. Only the Client is authorized to permit copying or distribution of this report and then only in its entirety. Any use of the Intertek name or one of its marks for the sale or advertisement of the tested material, product or service must first be approved in writing by Intertek. The observations and test results in this report are relevant only to the sample tested. This report by itself does not imply that the material, product, or service is or has ever been under an Intertek certification program."

1 Table of Contents

1	TABLE OF CONTENTS	2
2	INTRODUCTION.....	3
3	TEST SAMPLES.....	3
3.1.	SAMPLE SELECTION	3
3.2.	SAMPLE AND ASSEMBLY DESCRIPTION	3
4	TESTING AND EVALUATION METHODS	4
4.1.	TEST STANDARD 1	4
5	TESTING AND EVALUATION RESULTS.....	4
5.1.	RESULTS AND OBSERVATIONS.....	4
6	CONCLUSION	5
7	PHOTOS/DRAWINGS	6

Revision Summary

DATE	SUMMARY
September 27, 2011	Original Report
August 20, 2012	Administrative Changes – Client Name

2 Introduction

This report gives the results of the evaluation of the provided sample (Job #G100472149). The test results described in this report are limited to the submitted items. On September 13 and 14, 2011 Intertek conducted tests on an interior non load bearing partition system at the Middleton, Wisconsin facility. The tests conducted are listed in section 4. All measurements are with a 95% confidence level.

Pressure measurements were taken with a pressure transducer (WHI #553). Deflection measurements were taken with linear transducers (WHI #438, 440, 616) with an accuracy of +/- 0.001".

3 Test Samples

3.1. SAMPLE SELECTION

Samples were submitted to Intertek directly from the client. Samples were received at the Evaluation Center on September 8, 2011.

3.2. SAMPLE AND ASSEMBLY DESCRIPTION

The 51-5/8" wide x 96" high panels were constructed with (2) laminated particle board face skins mounted on an extruded aluminum frame. The framing was secured at each joint with an L bracket and (3) #10 by 3/4" screws. There was one vertical support framing member in the center of the sample. The internal cavity of the frame was not filled. The top and bottom tracks were each attached to the simulated ceiling and floor with (3) #10 by 1-1/2" wood screws. No other information was provided by the client.

4 Testing and Evaluation Methods

4.1. TEST STANDARD 1

ASTM E72-05 Standard Test Methods of "Conducting Strength Tests of Panels for Building Construction" Section 12 Transverse Load, Specimen Vertical, Chamber Method.

5 Testing and Evaluation Results

5.1. RESULTS AND OBSERVATIONS

Deflection calculations were made by subtracting the average end movements from the center movement.

Sample #1

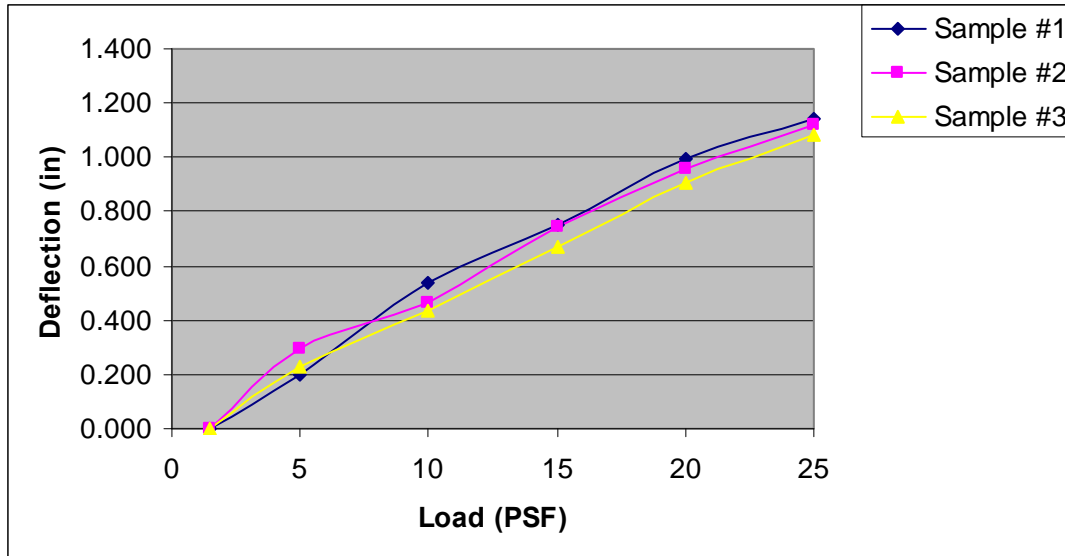
Load (PSF)	Deflection @ center of panel (in)	Permanent Set @ center of panel (in)
5	0.197	0.010
10	0.535	0.013
15	0.755	0.013
20	0.997	0.014
25	1.144	0.015

Sample #2

Load (PSF)	Deflection @ center of panel (in)	Permanent Set @ center of panel (in)
5	0.298	0.013
10	0.462	0.016
15	0.741	0.020
20	0.958	0.022
25	1.117	0.023

Sample #3

Load (PSF)	Deflection @ center of panel (in)	Permanent Set @ center of panel (in)
5	0.230	0.019
10	0.434	0.051
15	0.672	0.053
20	0.905	0.055
25	1.083	0.057




6 Conclusion

The Nxtwall Interior Non Load Bearing Partition System described in this report, performed as stated above, when tested in accordance with ASTM E72-05 Section 12.

The conclusions of this test report may not be used as part of the requirements for Intertek product certification. Authority to Mark must be issued for a product to become certified.

INTERTEK

Reported by: 
Russ Burt
Senior Associate Engineer
Intertek

Reviewed by: 
Stewart Relyea
Engineering Team Leader
Intertek

7 Photos/Drawings





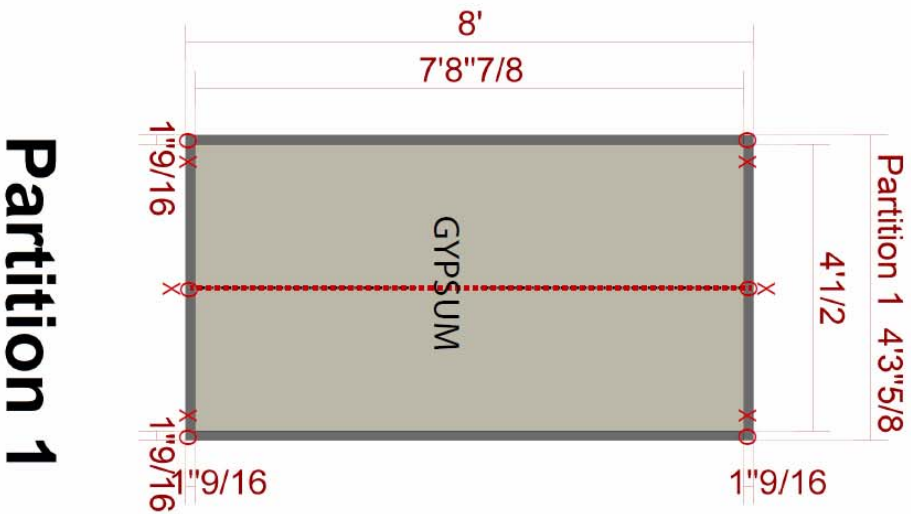
ASTM E - 72
Drawing: Plan/Elevation
Drawn by: Tim Gunter
Date: 09/22/2011

Partition 1 L: 4'3"5/8 H: 8'



KEY:

- X = 10 x 1-1/2" Wood Screw
- O = 10 x 3/4" Drill + Tap Screws with L-Bracket
- = Support Stud



Partition 1

