

Notes for Partition 7:

10' View Track

12' Flex Track

8' Flex Track

10' Flex Studs - Verticals in Flex Series

10' View Wall Starts - Verticals in View Series

*Connection at Flex and View contains - Flex Stud, View Wallstart, and Finishing Cover (Snap Finishing Cover on View Wallstart prior to "anchoring" Flex Stud to View Wallstart. Finishing Cover in between Flex Stud and View Wallstart

3/2" Flex Studs - Horizontal above Door Header

10' Stud Bead - Full ht Vertical Glazing Bead in Flex Series

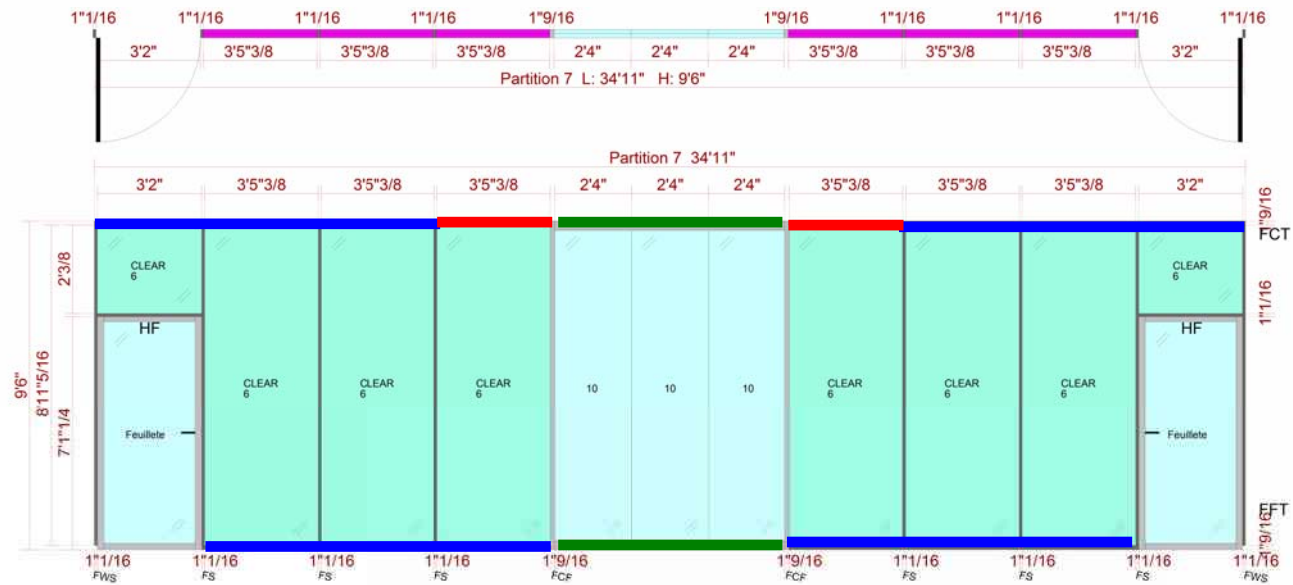
4' Stud Bead - Horizontal Glazing Bead above Door Header

-Vertical Glazing Bead above Door Header

4' Track Bead - Floor/Ceiling Track Bead

Flex Glass = 1/4" Single Pane

View Glass = 1/2" Single Pane



Partition 7

FP Horak - Conference Room 2nd Floor - Option 2 - Rev 1

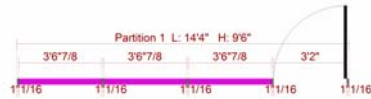
Client: Space Inc

Drawing: Plan/Elevation

Drawn by: Nguyen Tran

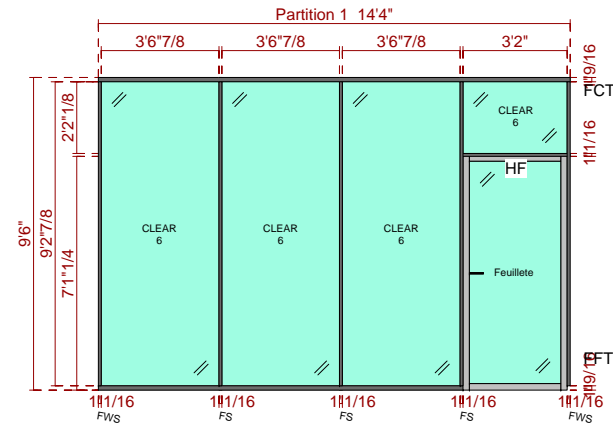
Date: 2/2/2016





Notes for Partition 1:

- 12' Flex Track - Floor Track
- 8' Flex Track - Ceiling Track
- 10' Flex Studs - Verticals
- 3'2" Flex Studs - Horizontal above Door Header
- 10' Stud Bead - Full ht Vertical Glazing Bead
- 4' Stud Bead - Horizontal Glazing Bead above Door Header
- Vertical Glazing Bead above Door Header
- 4' Track Bead - Floor/Ceiling Track Bead
- Glass = 1/4" Single Pane

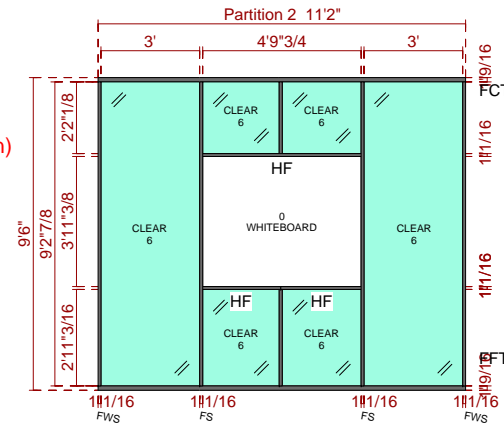


Partition 1



Notes for Partition 2:

- 12' Flex Track - Floor Ceiling Track
- 10' Flex Studs - Verticals
- 1 Ripped Middle both sides (whiteboard application)
- 3' Flex Studs - Horizontals above/below whiteboard
- 8' Flex Trim - Horizontals above/below whiteboard
- 10' Stud Bead - Full ht Vertical Glazing Bead
- 4' Stud Bead - Horizontal Glazing Bead above/below whiteboard
- Vertical Glazing Bead above/below whiteboard
- 4' Track Bead - Floor/Ceiling Track Bead
- Whiteboard - Both Sides (back to back)
- Glass = 1/4" Single Pane



Partition 2