

# GLASS WALLS QUICKSHIP PROGRAM

NxtWall's new Quick Ship program allows orders using stock finishes, doors, door hardware, wallboard, and glass to be shipped complete and ready to install– in as little as 7 days.

## Quickship Summary:

### Dimensions:

- Minimum Wall Length = 8'
- Maximum Wall Length = No Max
- Minimum Ceiling Height = 8'
- Maximum Ceiling Height = 10'

### Frame Finishes:

- MS Silver
- Black
- Anodized

### Door Options:

- Laminate (Grade 1) \$
- Aluminum Framed Glass \$\$
- Frameless Glass \$\$\$

### Solid Wall Panels:

- Grade 1 Raw Gypsum (to be primed and painted)
- Grade 2 Vinyl Wrapped Gypsum  
(Available: Designer White, Hiawatha Nickel, Delta Ivory, Warwick Fawn, Monterey Flicker)
- Insulation Included

### Glass Wall Panels:

- ¼" thickness Single Pane
- ¼" thickness Double Pane
- Clear Tempered Glass only

### Door Hardware:

#### Door includes:

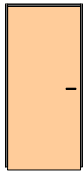
- Standard NxtWall Hinges
- Cortland 2600 Series Locksets

#### Frameless Glass Door includes:

- Flexa Hinges
- Lever Lock Housing Kits

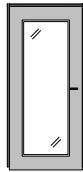
Please Note: Quick Ship office configurations are floor-to-ceiling and attach to a ceiling grid, soffit, or bulkhead. Power is not included in Quick Ship configurations. Flex Series only.

### Door Options:



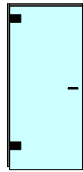
Grade 1 Laminate

**A**



Aluminum Framed Glass

**B**



Frameless Glass

**C**

\* Doors are standard size 3'0" x 7'0" swing configuration only.


### Frame Finish Options:



MS Silver Powder Coat




Black Powder Coat



Clear Anodized


### Solid Panel Finish Options:



Designer White



Delta Ivory



Monterey Flicker



Warwick Fawn



Hiawatha Nickel

### Door Hardware:

#### Doors (A, B) come with:



NxtWall Swing Door Hinges



Cortland 2600 Series Locking Leverset

#### Frameless Glass Doors (C) come with:



Flexa Hinges



Lever Lock Housing Kit

### Glass Panel Finish Options:

1/4" Clear Tempered Glass Single or Double Pane

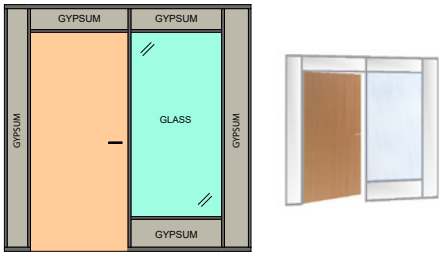
# GLASS WALLS QUICKSHIP PROGRAM



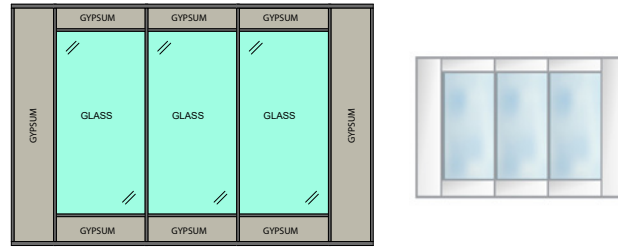
## Examples of Quickship Typicals:

NOTE: Glass Size is 3' x 6' | Door Size is Standard

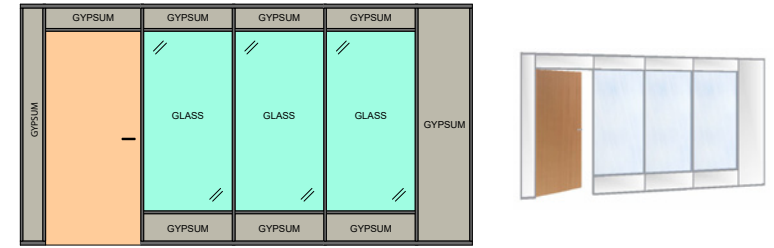
**8x8**



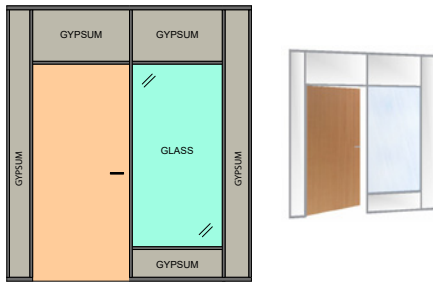
**8x12**



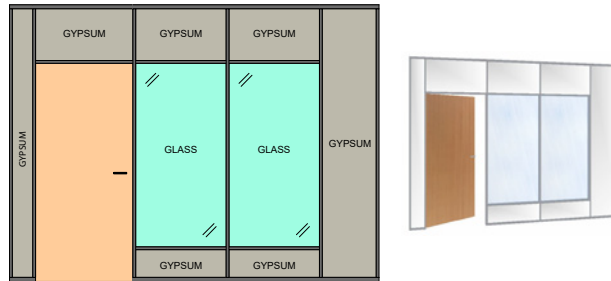
**8x15**



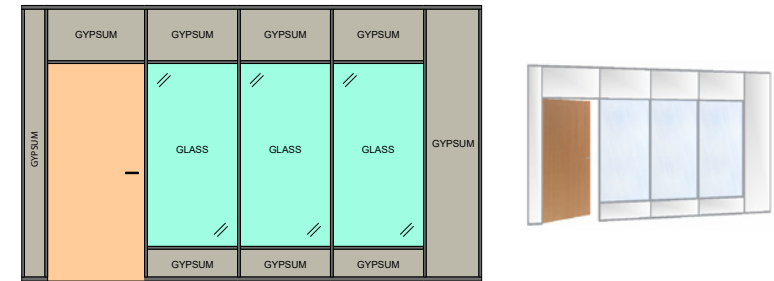
**9x8**



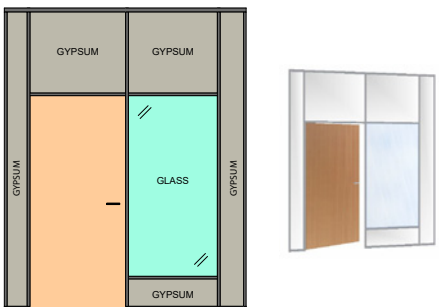
**9x12**



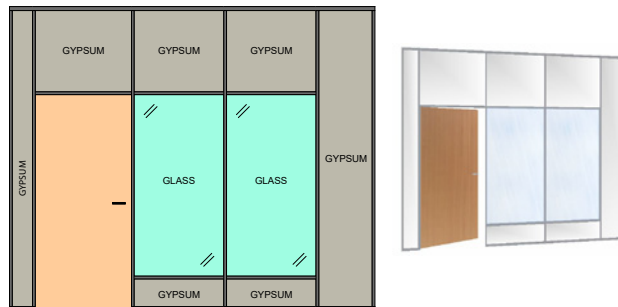
**9x15**



**10x8**



**10x12**



**10x15**

