



NOTE: Save a blank copy of this form to your computer for future use.

F1 ?

Project Name: _____

Your Company: _____

Contact Name: _____

Bill to Address: _____

Email: _____

Phone: _____

Representative Name: _____

If the Ship to Address is different than the Bill to Address, please enter it below.

Ship to Address: _____

F2 ?

Pricing Type: Commercial Pricing GSA Pricing
(Check One)

(NOTE: If no selection is made, the MS Silver Standard finish will be quoted)

F3 ?

Frame Finish: _____

If Custom Color,
Type it Here: _____

F4 ?








Attaching to Ceiling, Soffit, or Bulkhead: Yes No
(If Freestanding, choose "No")

(NOTE: Measure in multiple locations, as the floor and ceiling may not be level)

Ceiling / Wall Height: _____

F5 ?

Panel Specifications (Check all that apply) (If multiple, use different colors to match highlighted plan by pressing Ctrl+E to bring up text color options):

						
SOLID	FULL LIGHT	SOLID/GLASS	GLASS/SOLID	GLASS/GLASS	WINDOW	CUSTOM DRAW IN SEGMENT
<input type="checkbox"/>	<input type="checkbox"/>	<input type="checkbox"/>	<input type="checkbox"/>	<input type="checkbox"/>	<input type="checkbox"/>	<input type="checkbox"/>

NOTE: (*) asterisk indicates NxtWall standard

F6 ?

Solid Panels:

*Vinyl: _____ Laminate: _____ Fabric: _____

Veneer: _____ Whiteboard: Other: _____

F7 ?

Glass Panels:

1/4" Single Pane

1/4" Double Pane Combo

1/4" & 3/8" Double Pane Combo

NOTE: Frosted or Applied Film by Dealer

F8 ?

Power - Electrical / Data:

Yes: _____ *No:

NOTE: If Yes, please include an Electrical Plan along with Your Quote Submission.

TIME SAVING TIP: Fill out all contact information form fields that will remain the same for future RFQ's, then Save it to your Computer. Use it again when placing your next RFQ.

Door Specifications (Check all that apply):

F9
?



STANDARD STOCK

12 WEEK LEADTIME

12 WEEK LEADTIME

12 WEEK LEADTIME

STANDARD

STANDARD

Flush

Half Lite

Quarter Lite

Full Lite

Glass

Aluminum Frame

F10
?

Door Height: _____

F11
?

Door Type: Sliding Swing No Door

F12
?

Door Transoms: N/A Glass Solid

F13
?

Wood Door Type: Laminate Veneer

F14
?

Swing Door Hardware: _____

F15
?

Sliding Door Hardware: _____

F16
?

Swing Door Closers: Yes No

F17
?

Sliding Door Closers: Soft Open Soft Close None

Special Notes/Instructions:

(NOTE: NxtWall is not responsible for field dimensions and accuracy of files/drawings submitted.)

F18
?

TO SUBMIT THIS FORM:

Save a copy of the completed form to your computer, and send it as an attachment to quote-request@nxtwall.com
Please include any additional drawings and specifications within your email.